



I can't get the site to work when I put in my email address and press "Log In"!

Generally speaking, when you can't 'get into' our site, it's because your internet browser is set up to protect you from "cookies" from various websites. The eReach.com website depends on using cookies to make your visits quicker, easier and more convenient for you, so in order to use the site, you need to allow cookies from our site, even if you continue to block them from other sites.

What is a cookie, and what does it do?

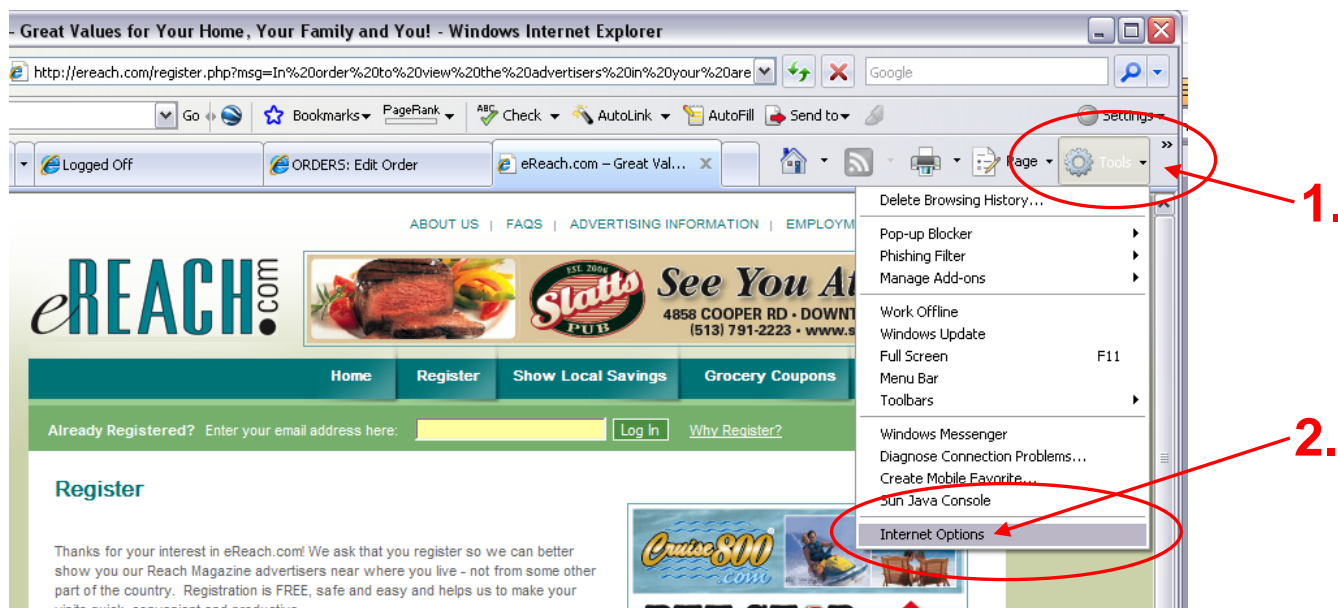
A cookie is a small file or part of a file that is stored on a Web user's computer. It is created and subsequently read by a Web site server - such as eReach.com - and usually contains specific information such as a user's identification code or his or her customized preferences.

We've been offering a direct mailed coupon magazine for over 25 years in Cincinnati Ohio, and consumers have come to know us a high quality product that has consistently been a good corporate citizen in the markets that we do business in. We do not have any "bad intentions" whatsoever by placing these cookies onto your computer, it's just the way we set up our site so that our users would have a more enjoyable experience each time they visit the site. We've gone to great lengths to ensure your privacy, your right to not be contacted by us or our partners if you choose not to be, and to see that our site doesn't allow anyone to access any information that you've given us.

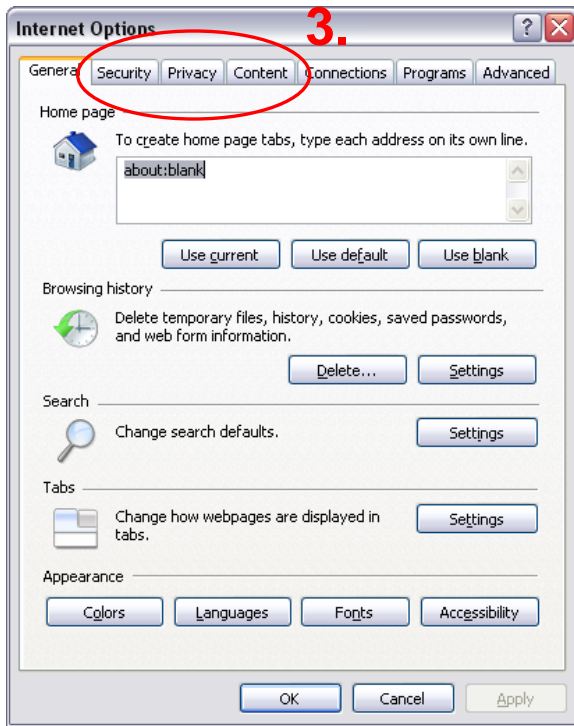
There are two ways that you can allow cookies from our site so that you can see the coupons, the offers and contests when you visit us, 1) allow cookies from most sites that you visit, or 2) allow cookies from ONLY from eReach.com.

To allow cookies from most sites that you visit:

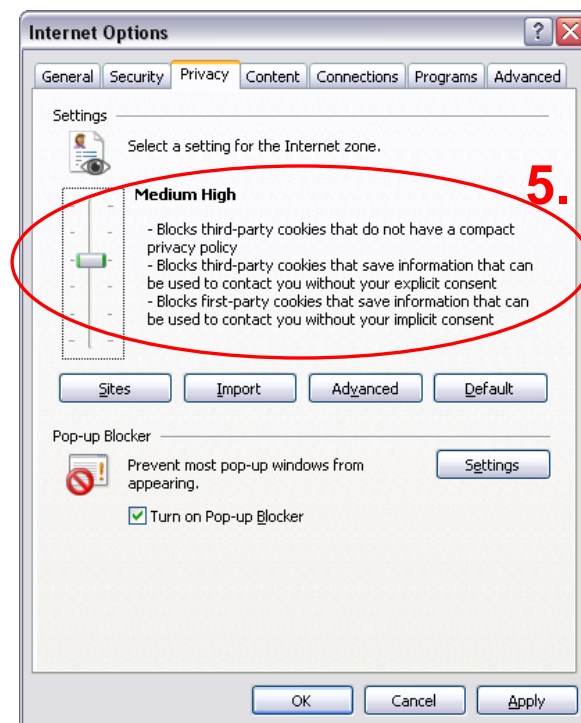
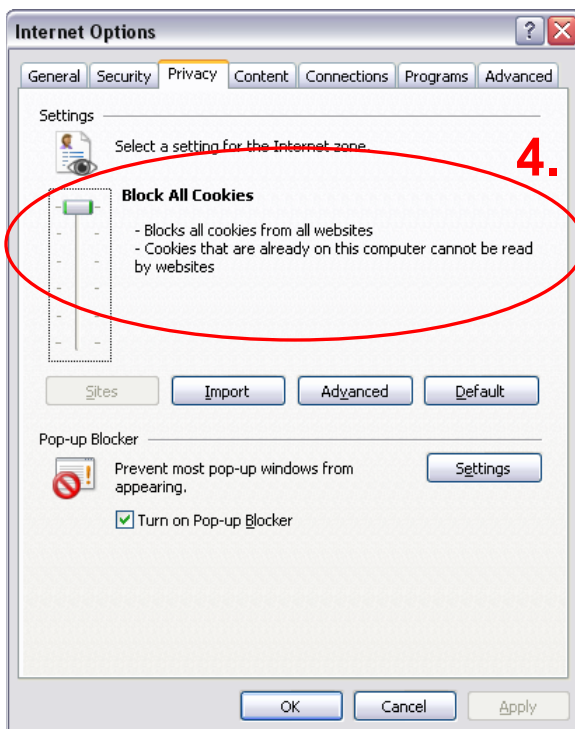
1. You need to change a setting in your browser security settings. The examples below are shown using Internet Explorer 7.0, but the concepts will be the same regardless of the browser you are using
2. Open the settings window for your browser. In the example below, you can see I clicked on 'tools', then on 'internet options'.



- Now you have to find where to change the settings for controlling cookies from various websites. Below, you'll see that when I opened the "Internet Options" box, I selected the "Privacy" tab...



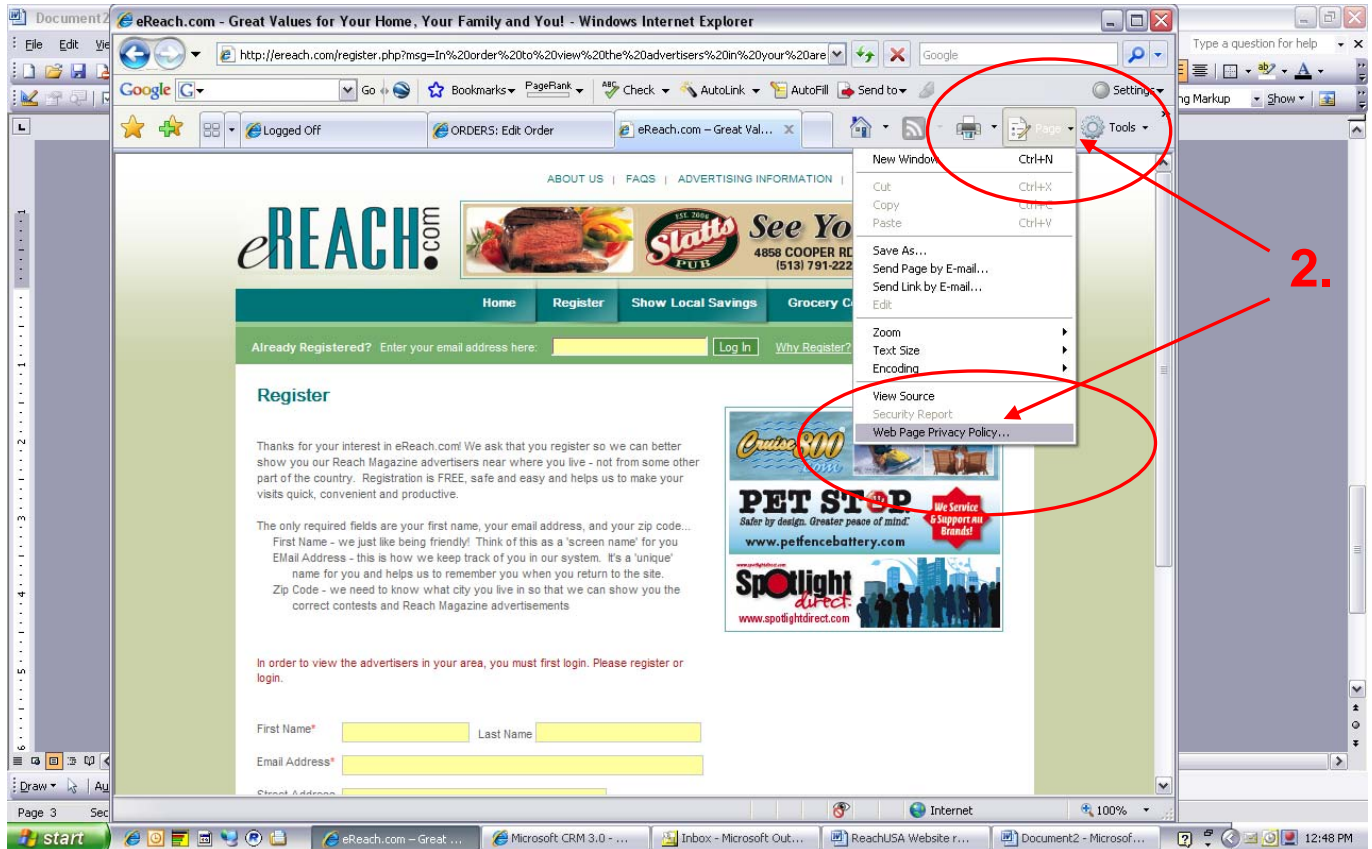
- My settings were set to "Block All Cookies". This is what was preventing me from making eReach.com work when I put in my email address and pressed 'Log In' like it told me to.
- I changed this setting to "Medium High", which allows most websites to place cookies on my computer.



- Once I changed the setting to "Medium High" and pressed "OK", I was able to enter my email address and press the "Log In" button on eReach.com, and I could see all of the coupons, savings, and contests.

To allow cookies ONLY from eReach.com:

1. If you would like to continue to block cookies from websites, but you would like to allow cookies from eReach.com, you need to find where you create settings in your browser to allow cookies from a certain website. In the example screens I've shown here, I'm using Internet Explorer 7.0, but the concept is the same for almost all other browser types.
2. In Internet Explorer 7.0, I clicked on "Page", then selected "Web Page Privacy Policy"



3. The "Privacy Report" window opened and I could see that the eReach site had been attempting to place some cookies on my computer, but my computer blocked the cookies. I did a single click on one of the eReach.com items, and then clicked on the "Summary" button below.
4. In the Privacy Policy window that opened next, I clicked on "Always allow this site to use cookies", pressed OK and I was able to return to eReach.com, to enter my email address, and "Log In" without any problems.

